

2021-22 Texas Academic Performance Report (TAPR)

District Name: HURST-EULESS-BEDFORD ISD

Campus Name: MIDWAY PARK EL

Campus Number: 220916114

2022 Accountability Rating: A

Distinction Designations:

Academic Achievement in ELA/Reading

Academic Achievement in Mathematics

Academic Achievement in Science

Top 25 Percent: Comparative Closing the Gaps

Postsecondary Readiness

This page is intentionally blank.

Texas Education Agency
2021-22 STAAR Performance (TAPR)
MIDWAY PARK EL (220916114) - HURST-EULESS-BEDFORD ISD - TARRANT COUNTY

School Year	State	District	Campus	African American	Hispanic	White	American Indian	Asian	Pacific Islander	Two or More Races	Special Ed (Current)	Special Ed (Former)				
-------------	-------	----------	--------	------------------	----------	-------	-----------------	-------	------------------	-------------------	----------------------	---------------------	--	--	--	--

Texas Education Agency
 2021-22 STAAR Performance (TAPR)
 MIDWAY PARK EL (220916114) - HURST-EULESS-BEDFORD ISD - TARRANT COUNTY

	School Year	State	District	Campus	African American	Hispanic	White	American Indian	Asian	Pacific Islander	Two or More Races	Special Ed (Current)	Special Ed (Former)	Continuously Enrolled	Non-Continuously Enrolled	Econ Disadv	EB EL (Current & Monitored)
Reading and Mathematics	2022	31%	49%	50%													



Texas Education Agency
2021-22 Progress (TAPR)
MIDWAY PARK EL (220916114) - HURST-EULESS-BEDFORD ISD - TARRANT COUNTY

Due to the cancellation of spring 2020 STAAR, 2022 and 2019 progress data are shown.

School Year	State	District	Campus	African American	Hispanic	White	American Indian	Asian										

Texas Education Agency
 2021-22 Bilingual Education/English as a Second Language (Current EB Students/EL) (TAPR)
 MIDWAY PARK EL (220916114) - HURST-EULESS-BEDFORD ISD - TARRANT COUNTY

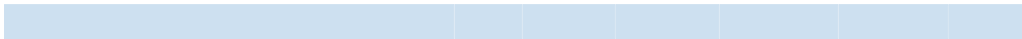

Due to the cancellation of spring 2020 STAAR, 2022 and 2019 School progress and STAAR progress measure data are shown.


	School Year	State	District	Campus	Total Bilingual Education	BE-Trans Early Exit	BE-Trans Late Exit	BE-Dual Two-Way	BE-Dual One-Way	ALP Bilingual (Exception)	Total ESL	ESL Content-Based	ESL Pull-Out	ALP ESL (Waiver)	EB/EL with Parental Denial	Never EB/EL	Total EB/EL (Current)	Monitored & Former EB/EL
All Grades Mathematics	2022	69%	81%	82%	-	-	-	-	-	-	93%	-	93%	-	*	78%	94%	83%
	2019	70%	76%	82%	-	-	-	-	-	-	71%	-	71%	-	*		71%	

* Indicates results are masked due to small numbers to protect student confidentiality.

- Indicates there are no students in the group.

Blank cell indicates there are no data available in the group.





Texas Education Agency
 2021-22 Attendance, Graduation, and Dropout Rates (TAPR)
 MIDWAY PARK EL (220916114) - HURST-EULESS-BEDFORD ISD - TARRANT COUNTY

	State	District	Campus	African American	Hispanic	White	American Indian	Asian	Pacific Islander	Two or More Races	Special Ed	Econ Disadv	EB/EL
Attendance Rate													
2020-21	95.0%	97.4%	97.3%	97.0%	96.3%	97.9%	*	99.2%	96.3%	98.2%	95.0%	97.1%	98.3%
2019-20	98.3%	99.0%	99.2%	99.4%	98.8%	99.3%	*	99.5%	99.1%	99.1%	99.2%	99.2%	99.6%
Chronic Absenteeism													
2020-21	15.0%	6.8%	7.8%	8.9%	13.3%	5.3%	*	2.1%	6.7%	2.3%	15.5%	8.3%	5.1%
2019-20	6.7%	3.9%	2.1%	1.1%	5.7%	1.7%	*	0.0%	2.5%	0.0%	5.5%	2.7%	1.1%
Annual Dropout Rate (Gr 7-8)													
2020-21	0.9%	0.2%	-	-	-	-	-	-	-	-	-	-	-
2019-20	0.5%	0.2%	-	-	-	-	-	-	-	-	-	-	-
Annual Dropout Rate (Gr 9-12)													
2020-21	2.4%	0.5%	-	-	-	-	-	-	-	-	-	-	-
2019-20	1.6%	0.2%	-	-	-	-	-	-	-	-	-	-	-
4-Year Longitudinal Rate (Gr 9-12)													
Class of 2021													
Graduated	90.0%	97.7%	-	-	-	-	-	-	-	-	-	-	-
Received TxCHSE	0.3%	0.1%	-	-	-	-	-	-	-	-	-	-	-
Continued HS	3.9%	0.7%	-	-	-	-	-	-	-	-	-	-	-
Dropped Out	5.8%	1.5%	-	-	-	-	-	-	-	-	-	-	-
Graduates and TxCHSE	90.3%	97.8%	-	-	-	-	-	-	-	-	-	-	-
Graduates, TxCHSE, and Continuers	94.2%	98.5%	-	-	-	-	-	-	-	-	-	-	-
Class of 2020													
Graduated	90.3%	97.6%	-	-	-	-	-	-	-	-	-	-	-
Received TxCHSE	0.4%	0.1%	-	-	-	-	-	-	-	-	-	-	-

Texas Education Agency
 2021-22 Attendance, Graduation, and Dropout Rates (TAPR)
 MIDWAY PARK EL (220916114) - HURST-EULESS-BEDFORD ISD - TARRANT COUNTY

	State	District	Campus	African American	Hispanic	White	American Indian	Asian	Pacific Islander	Two or More Races	Special Ed	Econ Disadv	EB/EL
Graduates, TxCHSE, and Continuers	93.8%	98.9%	-	-	-	-	-	-	-	-	-	-	-
Class of 2019													
Graduated	92.0%	98.7%	-	-	-	-	-	-	-	-	-	-	-
Received TxCHSE	0.5%	0.2%	-	-	-	-	-	-	-	-	-	-	-
Continued HS	1.3%	0.1%	-	-	-	-	-	-	-	-	-	-	-
Dropped Out	6.1%	0.9%	-	-	-	-	-	-	-	-	-	-	-
Graduates and TxCHSE	92.6%	99.0%	-	-	-	-	-	-	-	-	-	-	-
Graduates, TxCHSE, and Continuers	93.9%	99.1%	-	-	-	-	-	-	-	-	-	-	-
6-Year Extended Longitudinal Rate (Gr 9-12)													
Class of 2019													
Graduated	92.6%	98.8%	-	-	-	-	-	-	-	-	-	-	-
Received TxCHSE	0.6%	0.2%	-	-	-	-	-	-	-	-	-	-	-
Continued HS	0.6%	0.1%	-	-	-	-	-	-	-	-	-	-	-
Dropped Out	6.2%	0.8%	-	-	-	-	-	-	-	-	-	-	-
Graduates and TxCHSE	93.2%	99.0%	-	-	-	-	-	-	-	-	-	-	-
Graduates, TxCHSE, and Continuers	93.8%	99.2%	-	-	-	-	-	-	-	-	-	-	-
Class of 2018													
Graduated	92.6%	99.4%	-	-	-	-	-	-	-	-	-	-	-
Received TxCHSE	0.7%	0.1%	-	-	-	-	-	-	-	-	-	-	-
Continued HS	0.6%	0.0%	-	-	-	-	-	-	-	-	-	-	-
Dropped Out	6.1%	0.5%	-	-	-	-	-	-	-	-	-	-	-
Graduates and TxCHSE	93.3%	99.5%	-	-	-	-	-	-	-	-	-	-	-
Graduates, TxCHSE, and Continuers	93.9%	99.5%	-	-	-	-	-	-	-	-	-	-	-
4-Year Federal Graduation Rate Without Exclusions (Gr 9-12)													
Class of 2021	90.0%	96.7%	-	-	-	-	-	-	-	-	-	-	-
Class of 2020	90.3%	97.0%	-	-	-	-	-	-	-	-	-	-	-
RHSP/DAP Graduates (Longitudinal Rate)													
Class of 2021	87.5%	-	-	-	-	-	-	-	-	-	-	-	-
Class of 2020	83.0%	-	-	-	-	-	-	-	-	-	-	-	-
FHSP-E Graduates (Longitudinal Rate)													
Class of 2021	3.8%	0.1%	-	-	-	-	-	-	-	-	-	-	-
Class of 2020	4.3%	0.4%	-	-	-	-	-	-	-	-	-	-	-
FHSP-DLA Graduates (Longitudinal Rate)													



Texas Education Agency
2021-22 Graduation Profile (TAPR)




There is no data for this campus.

There is no data for this campus.

There is no data for this campus.

Texas Education Agency
 2021-22 Student Information (TAPR)
 MIDWAY PARK EL (220916114) - HURST-EULESS-BEDFORD ISD - TARRANT COUNTY

	Membership				Enrollment			
	Campus		District	State	Campus		District	State
Student Information	Count	Percent			Count	Percent		
Students w/ Dyslexia	40	6.3%	5.3%	5.0%	40	6.3%	5.3%	5.0%



Texas Education Agency
 2021-22 Student Information (TAPR)
 MIDWAY PARK EL (220916114) - HURST-EULESS-BEDFORD ISD - TARRANT COUNTY

Student Information	--Non-Special Education Rates--			--Special Education Rates--		
	Campus	District	State	Campus		

Texas Education Agency
 2021-22 Staff Information (TAPR)
 MIDWAY PARK EL (220916114) - HURST-EULESS-BEDFORD ISD - TARRANT COUNTY

Staff Information	----- Campus -----		District	State
	Count/Average	Percent		
Total Staff	65.0	100.0%	100.0%	100.0%
Professional Staff:	52.2	80.3%	67.7%	64.1%
Teachers	41.6	64.0%	53.3%	49.3%
Professional Support	8.6	13.2%	10.5%	10.7%
Campus Administration (School Leadership)	2.0	3.1%	2.8%	2.9%
Educational Aides:	12.8	19.7%	8.7%	11.1%
Librarians and Counselors (Headcount):				
Full-time Librarians	1.0	n/a	25.0	4,194.0
Part-time Librarians	0.0	n/a	0.0	607.0
Full-time Counselors	1.0	n/a	45.0	13,550.0
Part-time Counselors	0.0	n/a	0.0	1,176.0
Total Minority Staff:	20.7	31.8%	33.2%	52.1%
Teachers by Ethnicity:				
African American	2.0	4.8%	7.6%	11.2%
Hispanic	7.0	16.8%	14.2%	28.9%
White	32.1	77.1%	74.4%	56.4%
American Indian	0.0	0.0%	0.7%	0.3%
Asian	0.5	1.2%	2.2%	1.9%
Pacific Islander	0.0	0.0%	0.2%	0.1%
Two or More Races	0.0	0.0%	0.6%	1.2%
Teachers by Sex:				
Males	3.0	7.2%	19.0%	24.1%
Females	38.0	92.8%	81.0%	49.9%

Females

Texas Education Agency
 2021-22 Staff Information (TAPR)
 MIDWAY PARK EL (220916114) - HURST-EULESS-BEDFORD ISD - TARRANT COUNTY

Staff Information	----- Campus -----		District	State
	Count/Average	Percent		
Number of Students per Teacher	15.3	n/a	15.9	14.6

Staff Information	Campus	District	State
Experience of Campus Leadership:			
Average Years Experience of Principals	4.0	6.9	6.3
Average Years Experience of Principals with District	4.0	6.6	5.4
Average Years Experience of Assistant Principals	3.0	5.7	5.5
Average Years Experience of Assistant Principals with District	3.0	5.1	4.8
Average Years Experience of Teachers:			
Average Years Experience of Teachers:	12.6	12.3	11.1
Average Years Experience of Teachers with District:	7.9	7.8	7.2
Average Teacher Salary by Years of Experience (regular duties only):			
Beginning Teachers	\$59,500	\$51,204	\$51,054
1-5 Years Experience	\$61,059	\$60,300	\$54,577
6-10 Years Experience	\$63,054	\$63,266	\$57,746
11-20 Years Experience	\$65,906	\$66,137	\$61,377
21-30 Years Experience	\$69,519	\$70,791	\$65,949
Over 30 Years Experience	-	\$82,956	\$71,111
Average Actual Salaries (regular duties only):			
Teachers	\$64,762	\$64,759	\$58,887
Professional Support	\$68,974	\$73,985	\$69,505
Campus Administration (School Leadership)	\$94,635	\$97,762	\$84,990
Instructional Staff Percent:			
	n/a	67.8%	64.9%
Contracted Instructional Staff (not incl. above):			
	0.0	0.0	2,113.6

Program Information	---- Campus ----		District	State
	Count	Percent		
Teachers by Program (population served):				
Bilingual/ESL Education	0.5	1.2%	3.9%	6.2%
Career and Technical Education	0.0	0.0%	4.5%	5.2%
Compensatory Education	3.0	7.2%	6.8%	3.0%
Gifted and Talented Education	1.0	2.4%	2.0%	1.7%
Regular Education	29.5	71.0%	66.4%	70.8%
Special Education	7.1	17.0%	9.5%	9.6%
Other	0.5	1.2%	7.0%	3.5%

Texas Education Agency
2021-22 Staff Information (TAPR)
MIDWAY PARK EL (220916114) - HURST-EULESS-BEDFORD ISD - TARRANT COUNTY

- Indicates there is no data for the item.
- * Indicates results are masked due to small numbers.
- ** When only one student disability or assessment group is masked, then the second smallest student disability or assessment group is masked regardless of size.
- n/a Indicates data reporting is not applicable for this group.
- ? Indicates that the data for this item were statistically improbable or were reported outside a reasonable range.

Link to: [PEIMS Financial Standard Reports 2020-21 Financial Actual Report](#)
(To open link in a new window, press the "Ctrl" key and click on the link.)